

SWINGLOADER

TIP BINS, CRATES, AND CONTAINERS WITH EASE

TECHNICAL SPECIFICATIONS

NOTE: EVERYTHING CAN BE CUSTOMIZED FOR YOUR NEEDS

- > LIFT CAPACITY: 500 - 1000 KG
- > TRAVEL/TILT: 1800 MM.
- > MAX HEIGHT: CLOSED: 1515 MM. - TIPPING: 2850 MM.
- > LENGTH: 1675 MM.
- > WIDTH: 1285 MM.
- > TIPPING HEIGHT 1096 MM.
- > TIPPING ANGLE: UP TO 30 DEGREES FROM HORIZONTAL
- > TILT DEGREE: 120 DEGREES
- > EMPTYING HEIGHT: FROM 1040 - 2800 MM.
- > STANDARD INTEGRATED CHUTE
- > FLOOR MOUNTED ON HYGIENIC LEVELLING FEET
- > POWER SUPPLY: 3x400 V/50 Hz+PE
- > CE MARKED
- > AVAILABLE IN STAINLESS STEEL
- > MORE CYLINDER VERSIONS AVAILABLE



The TRANSLYFT Swingloader is a convenient, ergonomic and safe way of emptying bins, crates and containers. The container is lifted and the content is tipped in a smooth motion. The process is efficient and increases productivity.

The swingloader eliminates the necessity of the employees bending, lifting and crouching. This rapidly reduces the risk of back pain and injuries.

The Swingloader has been designed with the food industry in mind and is suitable for direct food contact. The stainless steel design makes it easy to clean and suitable for corrosive environments. Find more information at www.translyft.com



The 120 degree tilt function easily tilts the content onto the next process point of your workflow.



Translyft swingloader can be designed to fit a standard crate or any type of container.

| TYPE / CAPACITY KG | TRAVEL / tilt MM. | CLOSED HEIGHT MM. | MAX HEIGHT MM. | WIDTH MM. | LENGTH MM. | EMPTYING HEIGHT MM. | CONTAINER SIZE MM. | TILT DEGREES | LIFTING TIME SEC. |
|-----------------------|----------------------|----------------------|-------------------|-----------|---------------|------------------------|-----------------------|-----------------|----------------------|
| TSW 870 | 1800 | 1515 | 2850 | 1285 | 1675 | from 1040- 2800 | 1200 x 1000 x 740 | 120° | 30 |

Capacity

Highest load capability
(when loaded correctly)

Travel/tilt

Travel and tilt from closed height to
top position

Closed height (1)

Height of machine in lowest position

Max height (2)

Height of machine in top position

Total width (3)

Width between widest points

Length

Total length of machine

Emptying height

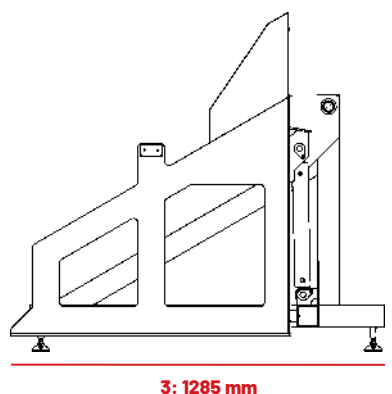
Between these points will the
container tilt enough to empty

Container width (4)

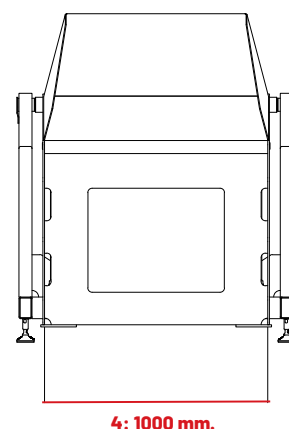
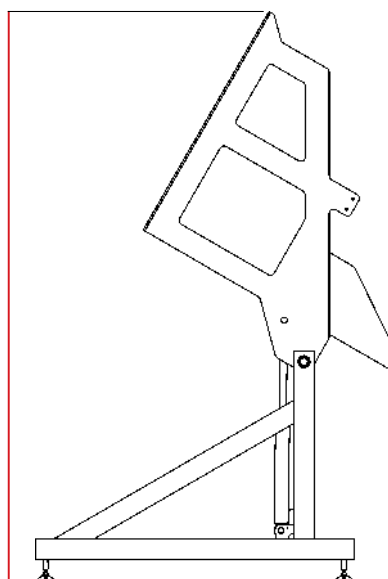
Width for containers insertion

Lifting time

Time in sec. to top position



2: 2850 mm.



Have any questions about dimensions or features on our swingloader?
Please call us at +45 9886 4900 or find more information at
www.translyft.com